



Overview of Maryland Medicaid Data

Shannon McMahon

Deputy Secretary, Health Care Financing

Updating Readmission Strategies for 2015:

A Focus on Medicaid

April 1, 2015



Overview

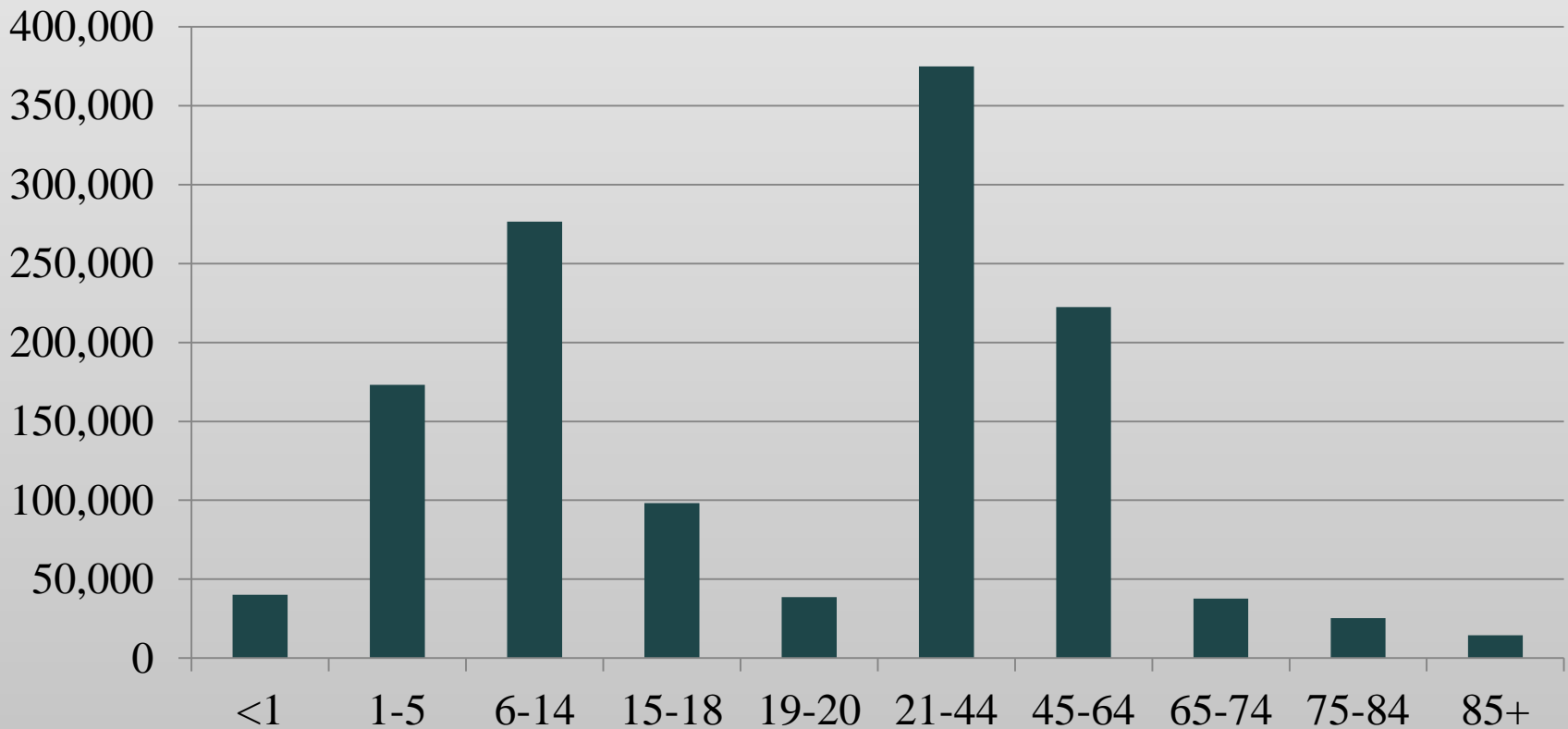
- Medicaid Population
- Managed Care
- Expansion Populations
- Trends and Initiatives



MARYLAND MEDICAID POPULATION



Medicaid Enrollment by Age

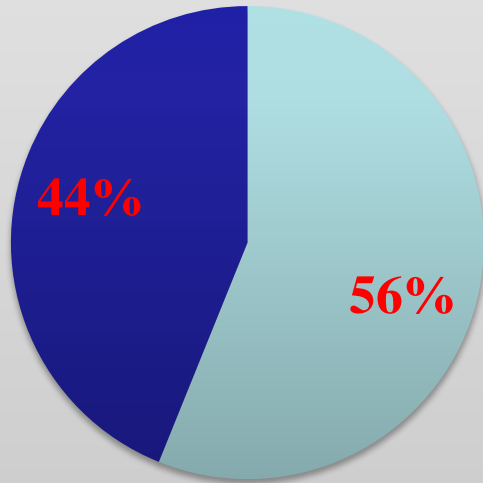


As of December 31, 2014



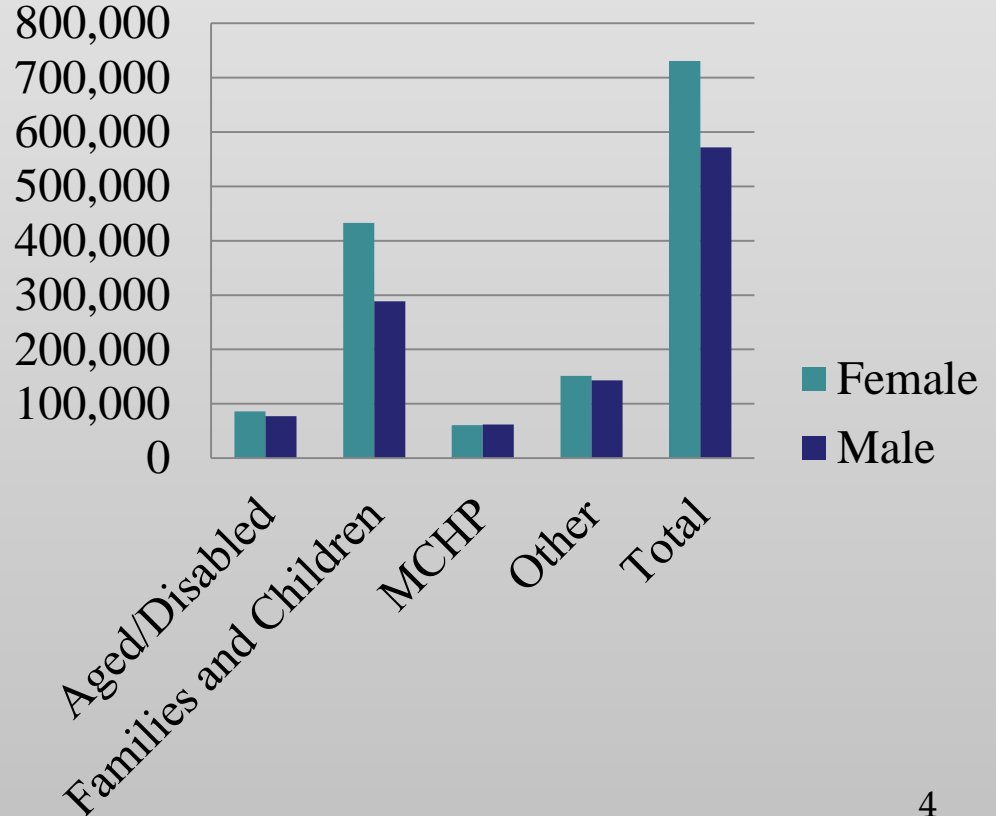
Medicaid Enrollment by Gender

Gender



Female
Male

Gender by Coverage Group





DEPARTMENT OF
HEALTH AND MENTAL HYGIENE

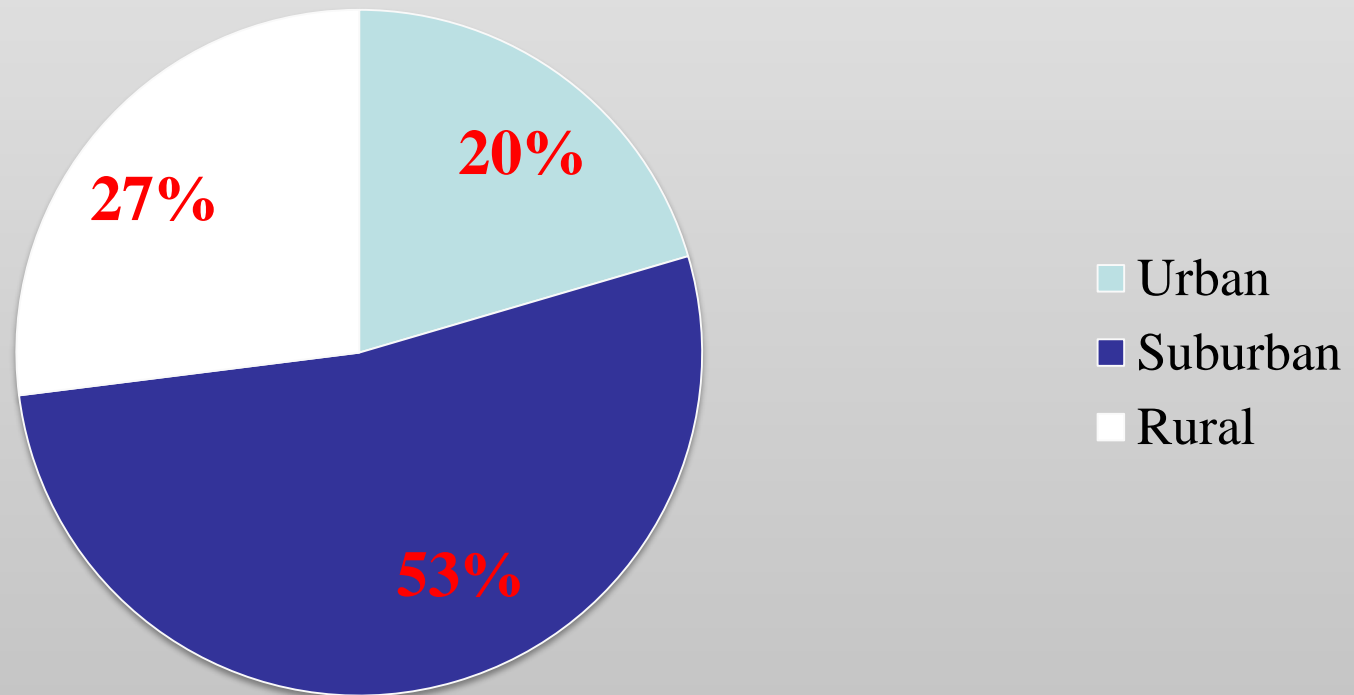


County	Enrollment
Allegany	20,628
Anne Arundel	83,821
Baltimore City	266,096
Baltimore County	172,664
Calvert	14,090
Caroline	10,869
Carroll	21,487
Cecil	24,745
Charles	28,469
Dorchester	12,303
Frederick	37,196
Garrett	8,187
Harford	39,598

County	Enrollment
Howard	39,535
Kent	4,974
Montgomery	175,281
Prince George's	212,222
Queen Anne's	8,531
Somerset	8,161
St. Mary's	21,268
Talbot	7,896
Washington	38,922
Wicomico	31,256
Worcester	12,453
<i>Out of state</i>	<i>1,101</i>
<i>Unknown</i>	<i>1</i>



Medicaid Enrollment: Urban, Suburban and Rural





Chronic Health Home

- Eligibility
 - Severe and persistent mental illness
 - Opioid substance use disorder (at risk for second chronic condition)
 - Children with serious emotional disturbance
- Services
 - Comprehensive care management
 - Care coordination
 - Health promotion
 - Comprehensive transitional care
 - Individual and family support
 - Referral to community and social supports



Chronic Health Home

- Provider Types
 - Psychiatric Rehabilitation Programs (56)
 - Mobile Treatment (10)
 - Opioid Treatment Programs (4)
- Enrollment: 4,708



MEDICAID MANAGED CARE



HealthChoice Managed Care Program

- HealthChoice is Maryland's Medicaid managed care program
 - Authority: §1115 Demonstration waiver; mandatory enrollment in HealthChoice managed care organizations began in 1997
 - Budget neutrality: Total Medicaid costs – including carved-out services – must not exceed what they would have been without the waiver
- At the end of CY 2014, approximately 1,061,000 people were enrolled in HealthChoice, including nearly 597,000 children under age 21
- In Maryland, about 82% of Medicaid beneficiaries receive services through HealthChoice

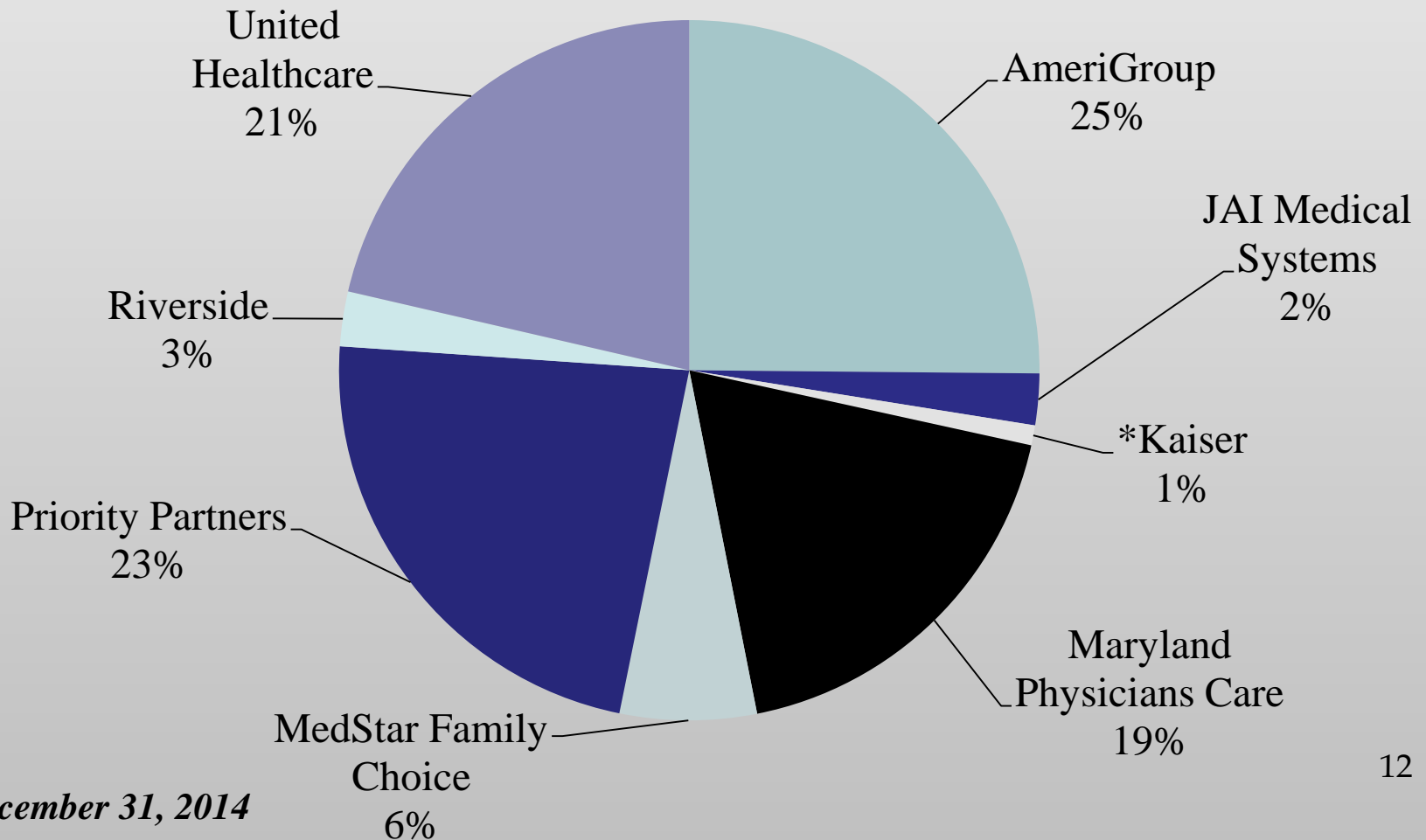


Managed Care Organizations

MCO	Counties
Amerigroup	Statewide (<i>frozen in Talbot County</i>)
Jai Medical Systems	Baltimore City and Baltimore County
Kaiser Permanente	Anne Arundel, Baltimore County, Calvert, Charles, Harford, Howard, Montgomery, Prince George's and St. Mary's
Maryland Physicians Care	Statewide
MedStar	Anne Arundel, Baltimore City, Baltimore County, Charles, Harford, Montgomery, Prince George's, St. Mary's
Priority Partners	Statewide (<i>frozen in Cecil and Frederick Counties</i>)
Riverside	Statewide minus Allegany, Garrett and Washington
United Healthcare	Statewide (<i>frozen in fifteen counties</i>)



HealthChoice MCO Market Share



As of December 31, 2014



Carved-out Services

- Mental health services and substance abuse treatment services are managed by Value Options
- Long-term services and supports
- Comprehensive dental care for pregnant women and children is managed by DentaQuest
- Certain drugs



Non-HealthChoice Populations

- Some individuals receive Medicaid services on a fee-for-service (FFS) basis:
 - Dually-eligible for Medicaid and Medicare
 - Institutionalized
 - Spend-down
 - Model Waiver for Medically-Fragile Children participants
 - Family planning program waiver participants
 - New Medicaid eligibles until enrolled in MCO
 - Enrollees in rare and expensive case management (REM) (within HealthChoice program)

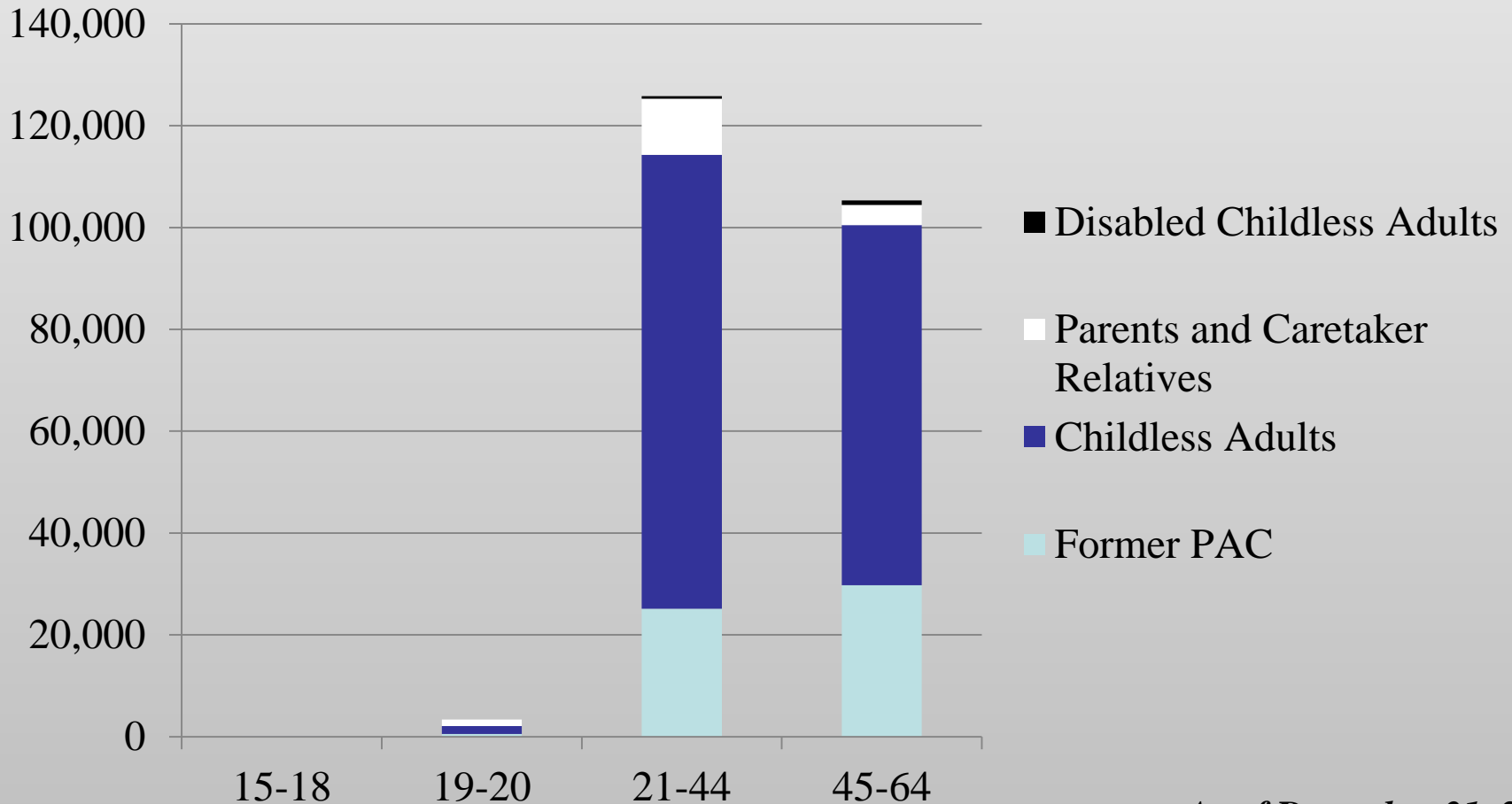


ACA Expansion Populations

- Expansion
 - Childless adults
 - Higher-income parents
 - Former foster youth



Expansion Population: Age



As of December 31, 2014



DEPARTMENT OF
HEALTH AND MENTAL HYGIENE



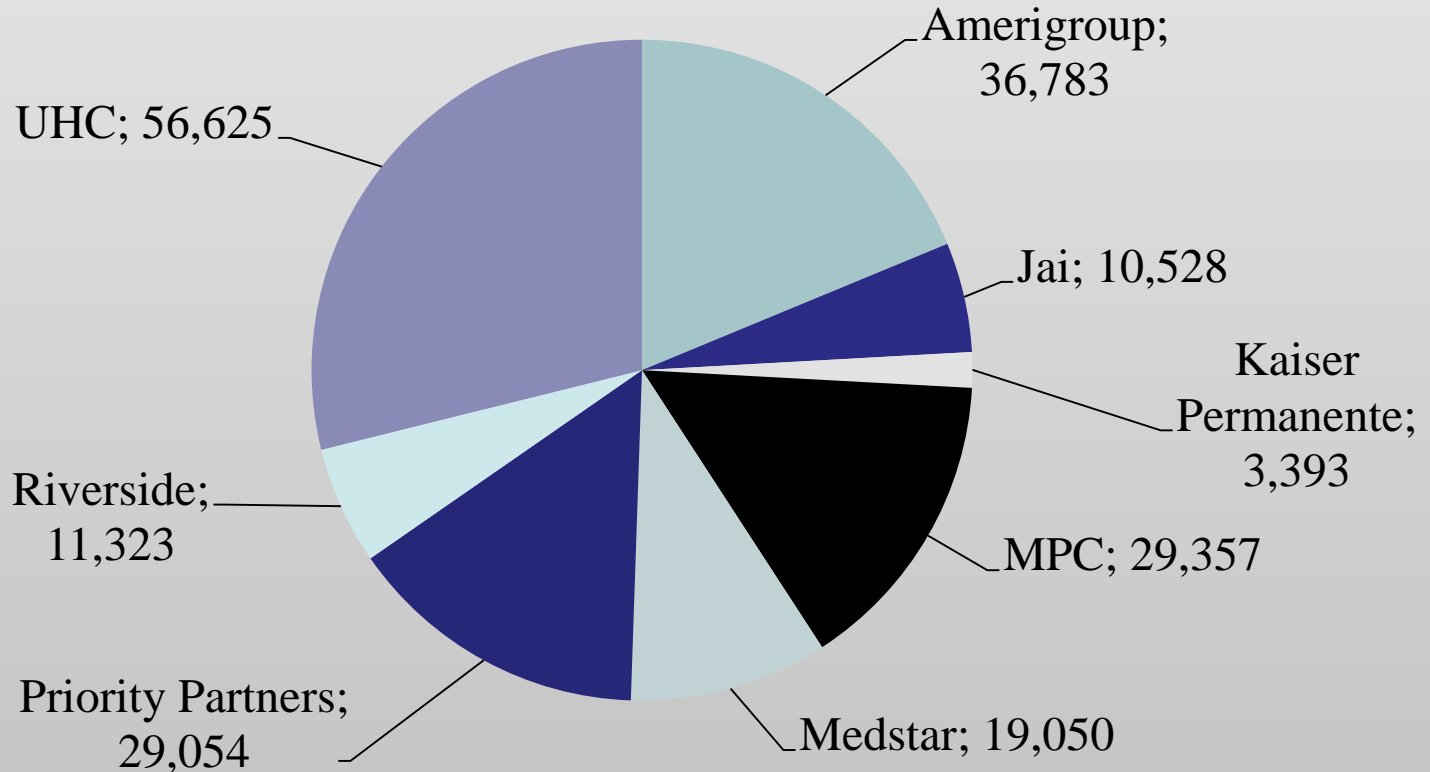
County	Enrollment
Allegany	3,611
Anne Arundel	15,948
Baltimore City	51,832
Baltimore County	29,945
Calvert	2,997
Caroline	1,682
Carroll	4,017
Cecil	4,791
Charles	5,202
Dorchester	2,202
Frederick	6,416
Garrett	1,510

County	Enrollment
Harford	7,084
Howard	7,402
Kent	1,104
Montgomery	32,100
Prince George's	34,805
Queen Anne's	1,589
Somerset	1,524
St. Mary's	4,012
Talbot	1,606
Washington	6,115
Wicomico	5,511
Worcester	2,962

Total Medicaid expansion enrollment by county as of December 31, 2014



Expansion Population by MCO

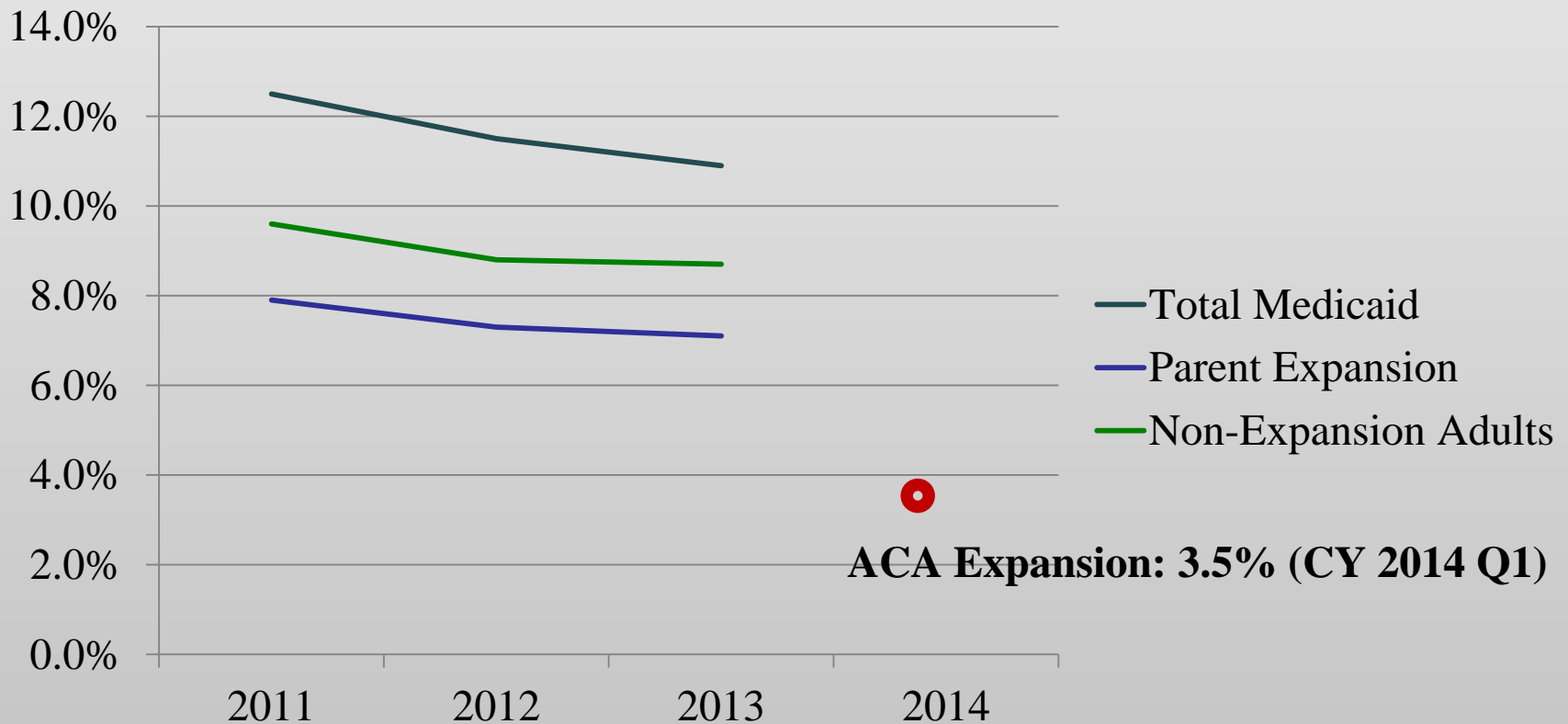




TRENDS AND INITIATIVES

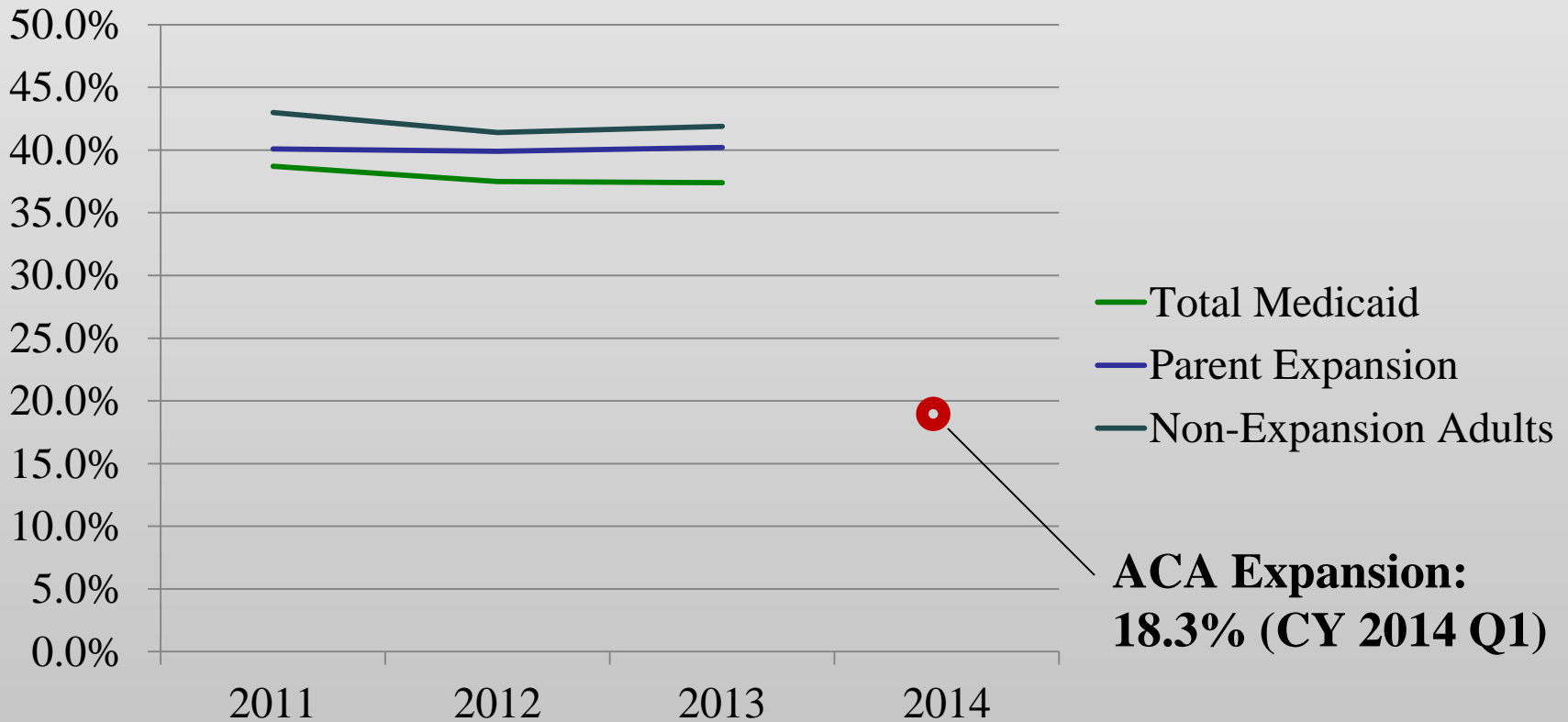


Utilization: Inpatient Admissions





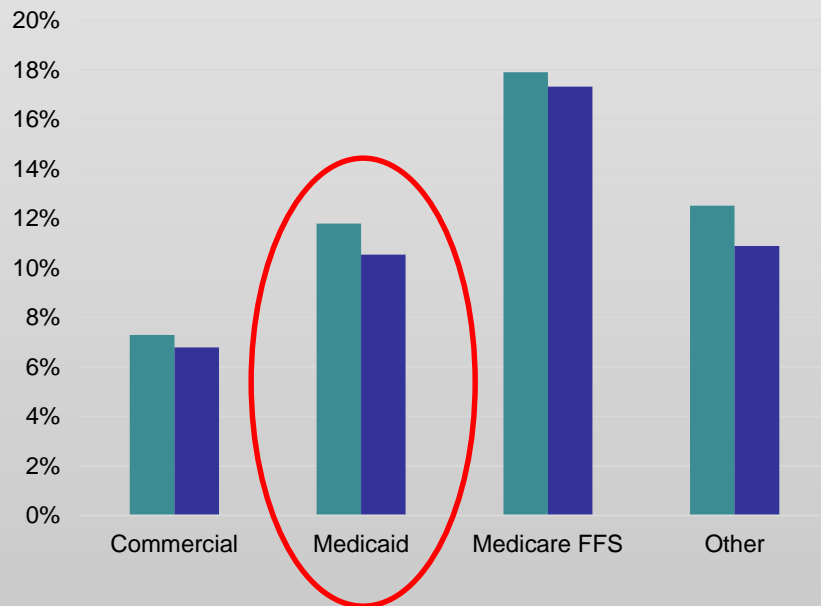
Utilization: Outpatient Visits



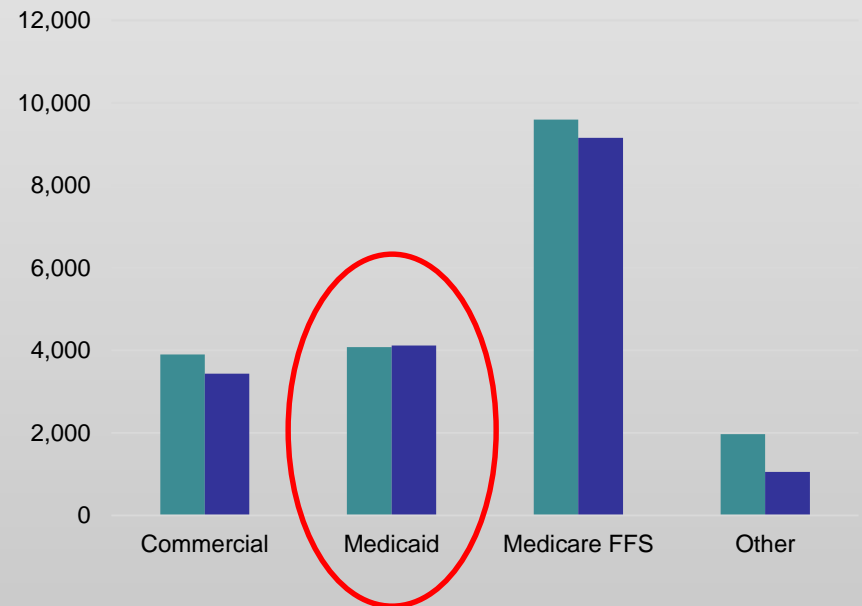


Medicaid Readmissions: Q3, 2013-2014

Unadjusted Readmission Rate



Number of Readmissions



Medicaid had an 11% reduction in the readmission rate.



Medicaid Priorities



Questions?